

## MOD-EEZ® MODULAR KNOCK DOWN FITTINGS

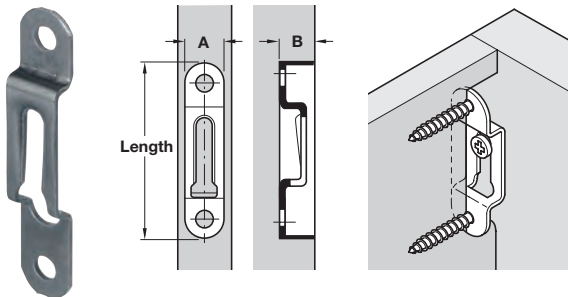
ixconnect

- > For single and double sided constructions
- > Concealed fitting
- > No dowels, nails, glue needed for installation
- > Ideal for flat packed furniture, grid-pattern ceiling claddings, shelf units and many other purposes
- > Rapid-release and semi-permanent plates are available
- > Plates, shown on this page are mortised and secured with Hospa screws
- > Retaining screws for plates are installed in drill holes



- > Retaining screws for use with Modular plates must be ordered separately, shown on pages **352-353**
- > Hospa screws are shown on pages **388-393, 402**

## Standard Modular plate

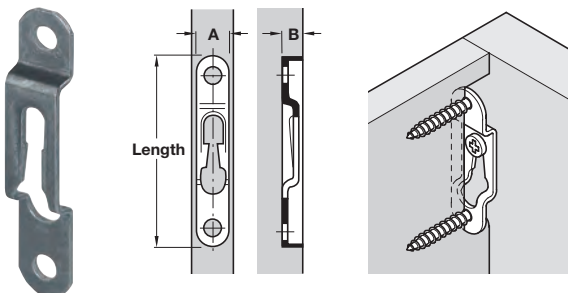


- > For rapid release fastenings
- > Burnished steel
- > Order qty: Multiples of 100 pcs



For panels from	Length	Dim. A	Dim. B	Cat. No.
16 mm	63 mm	12 mm	8.3 mm <sup>+0.05</sup>	262.47.049
17 mm	58 mm	13 mm	11.3 mm <sup>+0.05</sup>	262.47.021
20 mm	58 mm	16 mm	11.5 mm <sup>+0.05</sup>	262.47.076

## Semi-permanent Modular plate

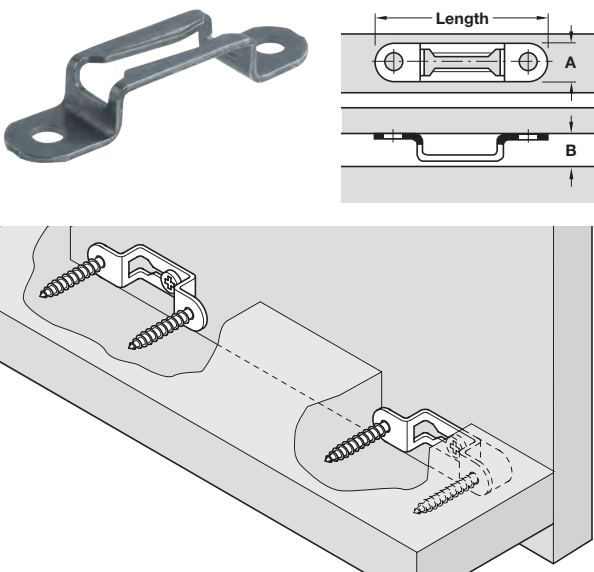


- > For semi-permanent fastenings
- > Burnished steel
- > Order qty: Multiples of 100 pcs



For panels from	Length	Dim. A	Dim. B	Cat. No.
13 mm	63 mm	11 mm	8.3 mm <sup>+0.05</sup>	262.47.094
16 mm	63 mm	12 mm	8.3 mm <sup>+0.05</sup>	262.47.058

## Push-fit Modular plate



- > For shelves
- > We recommend the standard Modular Cat. No. 262.47.021 for the facing fitting
- > Burnished steel
- > Order qty: Multiples of 100 pcs



For panels from	Length	Dim. A	Dim. B	Cat. No.
17 mm	58 mm	13 mm	11.3 mm <sup>+0.05</sup>	262.47.003