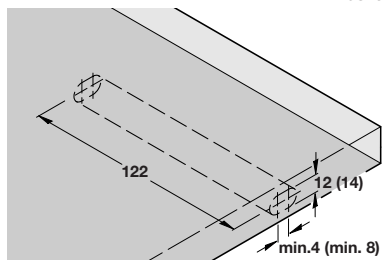
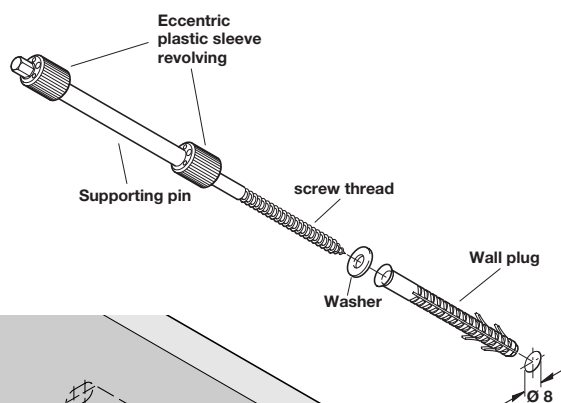
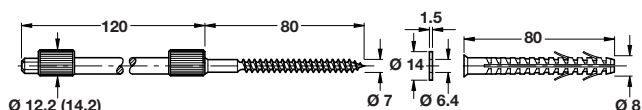


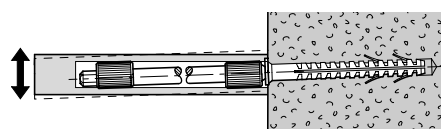
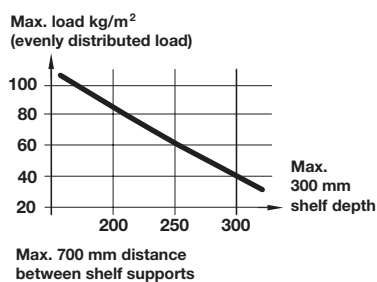
Concealed shelf support, press-fit, for installation into masonry walls



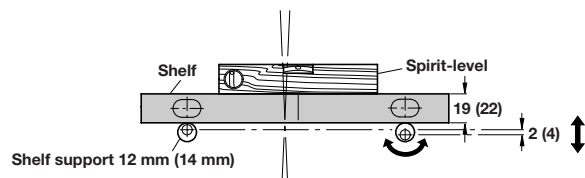
- > For concealed mounting of shelves
- > For installation into masonry walls
- > Press-fit
- > Fitting consists of:
 - 1x Supporting pin with threaded screw, galvanized steel
 - 2x Pre-mounted plastic sleeves
 - 1x Washer, galvanized steel
 - 1x Fischer wall plug, S 8H 80 R, grey nylon
- > To insert the shelf support, drill out the board as shown in the drawing left
- > Level the shelf by laying it on the shelf supports and adjusting the eccentric screws before finally fixing the shelf in position
- > Adjustable in height and inclination:
 - 12 mm size: ± 1 mm
 - 14 mm size: ± 2 mm
- > Order qty: 1 pc (1 pc = 1 supporting pin, 1 washer and 1 plug)



Dimensions in brackets are for shelf thickness 22 mm using 14 mm size shelf support



Adjustable in height and inclination



Size	For min. shelf thickness	Cat. No.
12 mm	19 mm	283.32.014
14 mm	22 mm	283.32.023