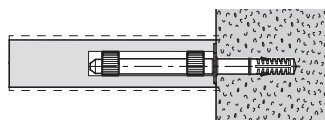
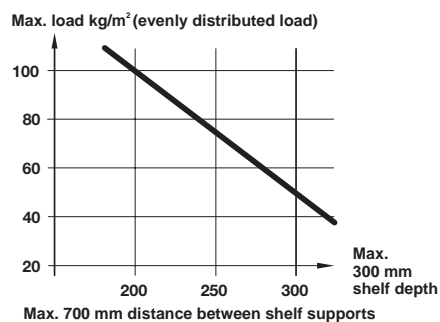
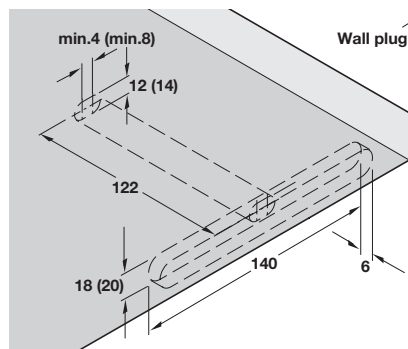
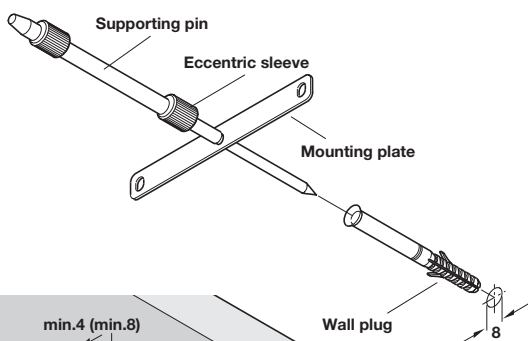
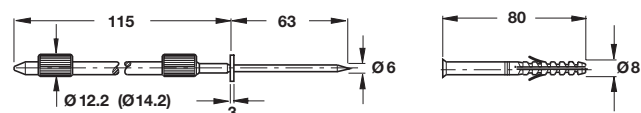
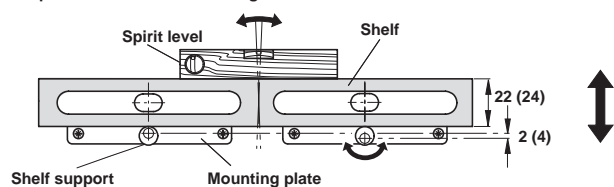


Concealed shelf support, press-fit, for installation into masonry walls



Adjustable in height and inclination

Height and inclination adjustment possible as shown on the right



- > For concealed mounting of shelves
- > For installation into masonry walls
- > Press fit
- > Fitting consists of:
 - > 1x Supporting pin with mounting plate, galvanized steel
 - > 2x Pre-mounted plastic sleeves
 - > 1x Fischer wall plug, S 8H 80 R, grey nylon
- > To insert the shelf support, drill out the board as shown in the drawing right
- > Level the shelf by laying on the shelf supports and adjusting the eccentric screw before finally fixing the shelf in position
- > Adjustable in height and inclination:
 - Size 12 mm: ± 1 mm
 - Size 14 mm: ± 2 mm
- > Order qty: 1 pc (1 pc = 1 support bolt, 1 washer, 1 screw in dowel and 2 eccentric sleeves)



Size	For min. shelf thickness	Cat. No.
12 mm	22 mm	283.32.050
14 mm	24 mm	283.32.060