

HÄFELE METALLA 310 110° HINGES

For standard applications.

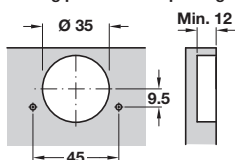
9

Furniture Hinges and Flap Fittings: Hinges



Full overlay mounting with mounting plate

Drilling pattern for cup fixing



The values (distance to cup) in the table apply to centre position of side adjusting screw

- > For standard applications
- > Opening angle 110°, Ø 35 mm cup
- > Screw fixing cup
- > Installation: Door to cabinet with quick fixing system
- > For door thickness 14-26 mm see table below
- > With or without integrated soft close
- > With automatic closing spring
- > Adjustment facility:
 - Side adjustment ± 3 mm
 - Height adjustment ± 2 mm (via mounting plate)
 - Depth adjustment ± 2 mm
- > Nickel plated steel cup and hinge arm
- > Order fixing screws separately
- > Order qty: 1 pc

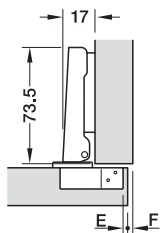
Minimum gap

Door thickness	Distance to cup E mm				
	3.0	4.0	5.0	6.0	7.0
15	0.5	1.2	2.0	3.0	3.9
16	0.5	1.3	2.2	3.2	4.2
17	0.5	1.4	2.3	3.4	4.3
18	0.7	1.5	2.5	3.5	4.6
19	0.8	1.7	2.8	3.7	5.0
20	1.0	1.9	2.9	3.8	5.1
21	1.2	2.2	3.0	4.0	5.2
22	1.3	2.3	3.3	4.2	5.3
23	1.5	2.4	3.5	4.5	5.5
24	1.7	2.7	3.7	4.8	5.6

Minimum gap F

Rounding off the edge of door reduces the given values

Häfele Metalla 310 110° concealed hinge, full overlay mounting

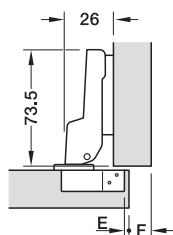


Door overlay mm									
10	11	12	13	14	15	16	17	18	
				3	4	5	6	7	0
		3	4	5	6	7			2
3	4	5	6	7					4
Distance to cup E mm							Mounting plate distance mm		



Soft close	Quick fixing
Screw fixing	
With	311.04.248
Without	311.04.242

Häfele Metalla 310 110° concealed hinge, half overlay/twin mounting



Door overlay mm

1	2	3	4	5	6	7	8	9	
				3	4	5	6	7	0
		3	4	5	6	7			2
3	4	5	6	7					4

Distance to cup E mm

Mounting plate distance mm



Soft close

Quick fixing

Screw fixing

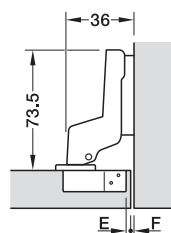
With

311.04.251

Without

311.04.243

Häfele Metalla 310 110° concealed hinge, inset mounting



Door gap mm

8	7	6	5	4	3	2	1	0	
				3	4	5	6	7	0
		3	4	5	6	7			2
3	4	5	6	7					4

Distance to cup E mm

Mounting plate distance mm



Soft close

Quick fixing

Screw fixing

With

311.04.254

Without

311.04.244

YOU ALSO NEED:



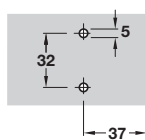
MOUNTING PLATES
Shown below



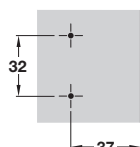
FIXING SCREWS
Section 13 page 88

OPTIONAL ACCESSORIES
Pages 108A-121

Cruciform mounting plate



With pre-mounted Euro screws



For Hospa screws

- > For quick fixing systems
- > With Pre-mounted Euro screws or Hospa screw fixing
- > Two part plate with ± 2 mm height adjustment
- > Nickel-plated steel
- > Order fixing screws separately for Hospa screw fixing versions
- > Order qty: 1 pc



Height	Pre-mounted Euro screws	Hospa screw
0 mm	311.70.620	311.70.610
2 mm	311.70.622	311.70.612
4 mm	311.70.624	311.70.614



Information on mounting plate adjustment is shown on page 15