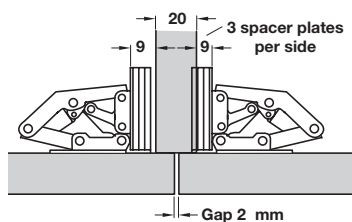
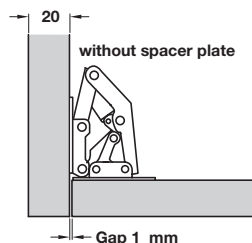
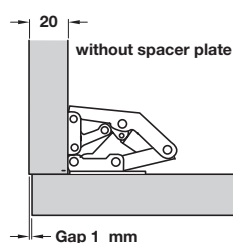
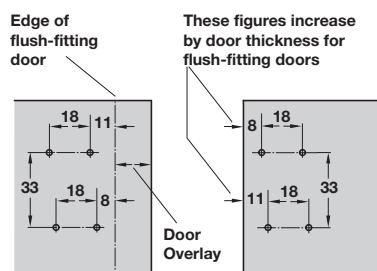


Easy mount concealed hinge



- > Opening angle 90°
- > Easily installed by screw-fixing
- > Unsprung or sprung
- > For minimum door thickness 16 mm
- > For side panels 16 - 22 mm thick
- > To hinge one overlay door, side or centre panel mounted or one inset door, side panel mounted
- > Zinc-plated steel hinge
- > Order fixing screws separately
- > Order qty: 1 pc

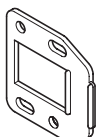
Door overlay	14 mm	16 mm	16 mm	16 mm
Gap	2 mm	1 mm	2 mm	3 mm
No. of spacer plates	3	2	2	2
Side panel thickness	16 mm	17 mm	18 mm	19 mm

Door overlay	20 mm	20 mm	20 mm
Gap	-	1 mm	2 mm
No. of spacer plates	-	-	-
Side panel thickness	20 mm	21 mm	22 mm



Type	Unsprung	Sprung
90°	343.34.960	343.33.970

Spacer plate



- > Drilling dimensions as per hinge
- > 2 mm thick
- > White plastic
- > Order fixing screws separately
- > Order qty: 1 pc



Opening angle	Cat. No.
90°	343.34.780