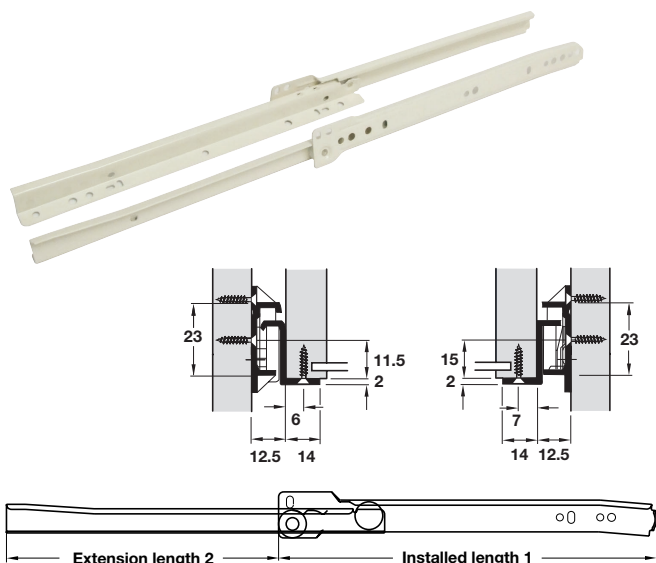


## Single extension drawer runners

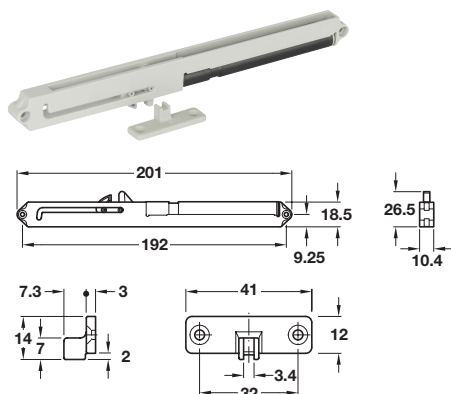


- > Base mounting
- > Load carrying capacity 25 kg
- > Roller action; cabinet and drawer profiles have one plastic roller each
- > Self closing
- > Cream-white epoxy coated steel
- > Order fixing screws separately
- > Order qty: 1 pair

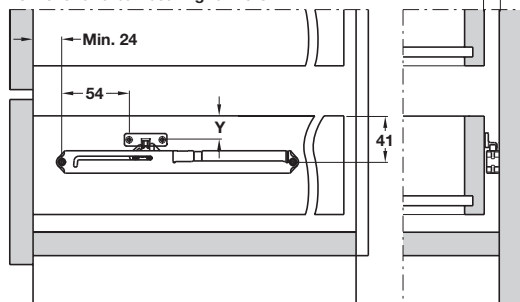


Installed length1	Extension length 2	Cat. No.
450 mm	340 mm	423.68.445

## Smuso soft and self closing mechanism, with follower for wooden drawers

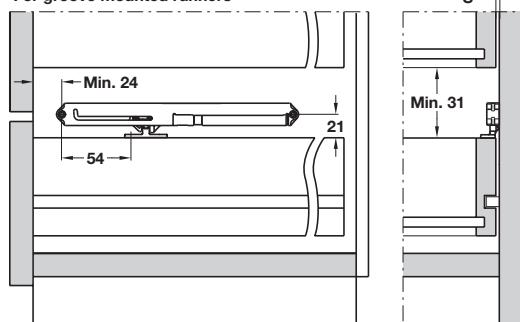


### Installation For roller and ball bearing runners



Gap width S = 12 to 15 mm  
Not self closing (without lowering) Y = 21 mm  
Self closing Y = 23 mm

### For groove mounted runners



Gap width S = 12 to 15 mm

- > For use on roller runners, ball bearing runners without retainer retention or groove mounted runners
- > Max. 25 kg load bearing capacity with one sides installation or 50 kg with two sided installation
- > Installation: On one or both sides, soft and self closing mechanism for screw fixing to cabinet side panel, follower for screw fixing to drawer side
- > Light grey and black plastic
- > Order fixing screws separately
- > Order qty: 1 pc

- ! > The installation on one side or both sides is determined by the installation situation (width, depth, running properties and load bearing capacity of the runners)
- > Always use 2 soft closing mechanisms for drawers wider than 400 mm or if the drawer's depth exceeds its width

**smuso**



Version  
With follower for wooden drawers

Cat. No.  
432.13.507