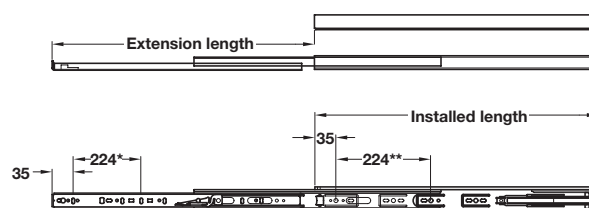
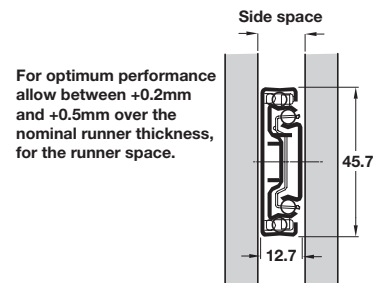


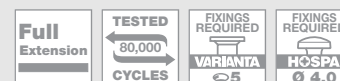
Accuride 3832-EC easy close front disconnect runners, full extension



* Only on the 600, 650 and 700 lengths
** Except on the 350 and 400 mm lengths

{> Side mounting

- > Drawer width must not exceed slide length
- > Load carrying capacity up to 45 kg (see below for individual runner capacity)
- > Soft closing on last 45 mm of closing cycle
- > Partially shielded mechanism prevents dust or debris from interfering with the operation
- > 12.7 mm slide thickness
- > Hold-in feature holds the closed drawer in
- > Lever disconnect for easy installation and removal
- > The cam drawer adjust offers installers a simple, yet precise mechanism for vertical drawer adjustment
- > Please note maximum drawer width to be used. Drawer width should not exceed installed length
- > Not for lateral file drawer applications or where the drawer is wider than it is deep
- > Operating temperature range 10-40°C
- > Order fixing screws separately (max. head height 2.5 mm, Ø 9.6 mm)
- > Order qty: {1} {pair}



Installed length	Extension length	Max. drawer width	Load capacity	Zinc	Black
350 mm	310 mm	350 mm	43 kg	432.23.935	432.23.335
400 mm	406 mm	400 mm	44 kg	432.23.940	432.23.340
450 mm	457 mm	450 mm	45 kg	432.23.945	432.23.345
500 mm	508 mm	500 mm	45 kg	432.23.950	432.23.350
550 mm	559 mm	550 mm	45 kg	432.23.955	432.23.355
600 mm	610 mm	600 mm	45 kg	432.23.960	432.23.360
650 mm	660 mm	650 mm	44 kg	432.23.965	432.23.365
700 mm	711 mm	700 mm	43 kg	432.23.970	432.23.370