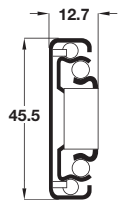
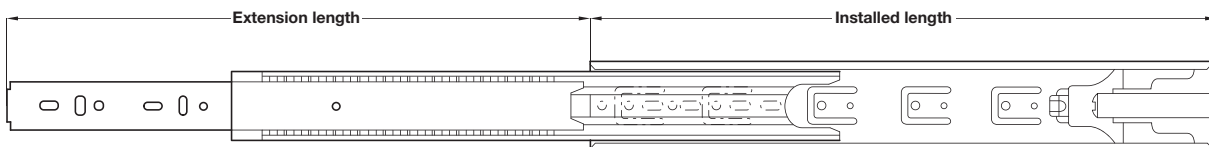
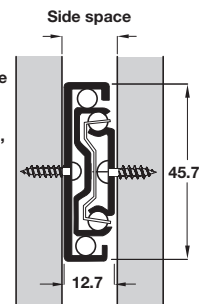


Soft close drawer runners, full extension with disconnect



For optimum performance allow between +0.2mm and +0.5mm over the nominal runner thickness, for the runner space.



- > Load carrying capacity up to 35 kg (see below for individual capacities)
- > Side mounted
- > Hold-in feature holds the closed drawer in
- > Front disconnected by pressing lever for drawer removal
- > Zinc-plated steel
- > Order fixing screws separately
- > Order qty: 1 pair



| Installed length | Extension length | Load capacity | Cat. No. |
|------------------|------------------|---------------|------------|
| 300 mm | 260 mm | 32 kg | 432.44.731 |
| 350 mm | 350 mm | 33 kg | 432.44.736 |
| 400 mm | 400 mm | 34 kg | 432.44.741 |
| 450 mm | 450 mm | 35 kg | 432.44.746 |
| 500 mm | 500 mm | 35 kg | 432.44.751 |
| 550 mm | 550 mm | 35 kg | 432.44.756 |
| 600 mm | 600 mm | 35 kg | 432.44.761 |

PAGE AMENDED
14.05.18/1

SALES DEPARTMENT 0800 171 2909

TECHNICAL SUPPORT 0800 171 2908